


The fledgling State of Israel began to publish its scientific activity in 1951 under the general heading of *Bulletin of the Research Council of Israel*, which was quickly split into sections to accommodate various science fields in the growing academic community. In 1963, the *Bulletin* ceased publication and independent journals were born, with *Section A* becoming the new *Israel Journal of Chemistry*. From its launch onward the journal usually appeared with four issues per year and had dedicated scientific Editors-in-Chief from 1966 onward:

1966	Felix D. Bergmann, The Hebrew University of Jerusalem
1967–1971	Gabriel Stein, The Hebrew University of Jerusalem
1972–1975	Itzhak Eliezer, National Laboratory of Nahal Soreq
1976–1988	Shalom Sarel, The Hebrew University of Jerusalem
1988–2008	Haim Levanon, The Hebrew University of Jerusalem
2009–present	Ehud Keinan, Technion – Israel Institute of Technology



When Shalom Sarel took editorial responsibility for the *Israel Journal of Chemistry* in 1976, a new publishing concept was introduced, leaving behind the publication of regular review and original research articles. In his inaugural editorial in issue 1/1976 he explained: “Each issue will be devoted to a specific subject, edited by guest editors – acknowledged leaders in their fields. Critical review articles and research accounts as well as original contributions are welcome. [...] With the publication of ever-increasing numbers of new national, international and, in particular, commercial journals in chemistry, combined with inflation and budgetary strains, a national journal in a small country like Israel is faced with the problem of justifying its relevance. With this in mind we decided to proceed in the direction exemplified by this first issue of the Journal in its new form.” The *Israel Journal of Chemistry* continues to adhere to the concept of publishing topical issues; effective from 2010, these issues consist primarily of invited Review articles.

COVER PICTURE



This special volume focuses on Computational molecular biophysics in honor of the 2013 Nobel Prize in Chemistry awarded to Karplus (right), Levitt (middle), and Warshel (left). In a series of seminal contributions, the three laureates provided novel approaches to study complex chemical systems. The cover shows the fundamental energy terms used in many transferrable force-fields to calculate the structure of a variety of biomolecules. Force-fields are still widely used, both in atomistic or coarse-grained forms, to decipher the conformational landscape (represented by the white curve) of proteins and their folding mechanism. The cover also illustrates the achievement of the Nobel laureates to study the action of an enzyme (the cover highlights Lysozyme that breaks polysaccharides into smaller fragments) by carefully integrating quantum and classical calculations. See the Guest Editorial on page 1039.

Table of Contents

Guest Editorial

Computational Molecular Biophysics: 40 Years of Achievements

Yaakov Levy, Jeffrey Skolnick

1039–1041



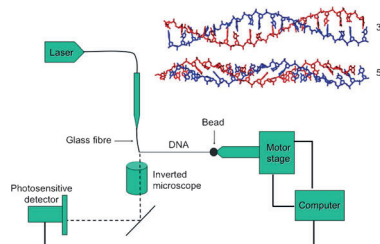
Reviews



Significance of Molecular Dynamics Simulations for Life Sciences

Martin Karplus, Richard Lavery*

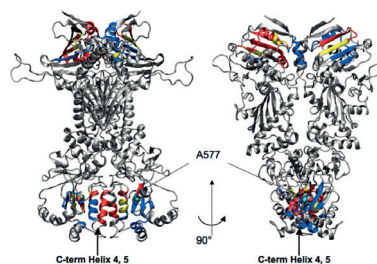
1042–1051



Computational Studies of Allosteric Regulation in the Hsp90 Molecular Chaperone: From Functional Dynamics and Protein Structure Networks to Allosteric Communications and Targeted Anti-Cancer Modulators

*Gennady M. Verkhivker**

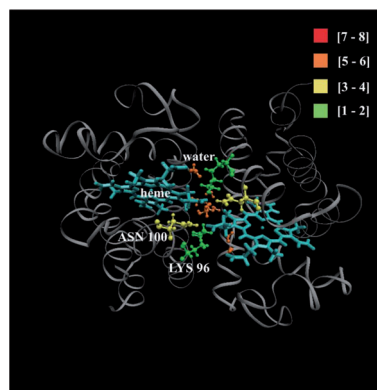
1052–1064



Communication Maps: Exploring Energy Transport through Proteins and Water

Johnson K. Agbo, Ramachandran Gnanasekaran,
David M. Leitner*

1065–1073



The Treatment of Solvent in Multiscale Biophysical Modeling

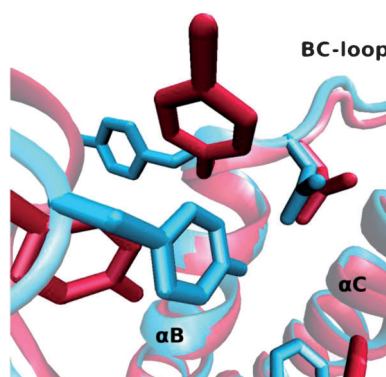
Themis Lazaridis,* Rodney Versace

1074–1083

Molecular Dynamics Simulations of Bromodomains Reveal Binding-Site Flexibility and Multiple Binding Modes of the Natural Ligand Acetyl-Lysine

Dimitrios Spiliotopoulos, Amedeo Caflisch*

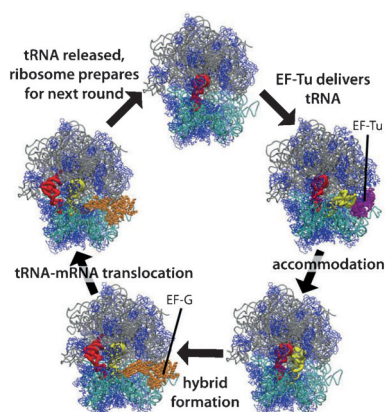
1084–1092



How Simulations Reveal Dynamics, Disorder, and the Energy Landscapes of Biomolecular Function

Jeffrey K. Noel, Paul Charles Whitford*

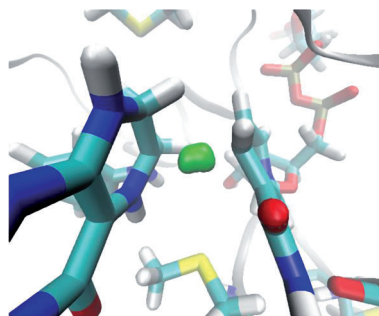
1093–1107



Multiscale Quantum-Classical Simulations of Enzymes

*Dvir Doron, Michal Weitman, Alexandra Vardi-Kilshtain,
Asaf Azuri, Hamutal Engel, Dan T. Major**

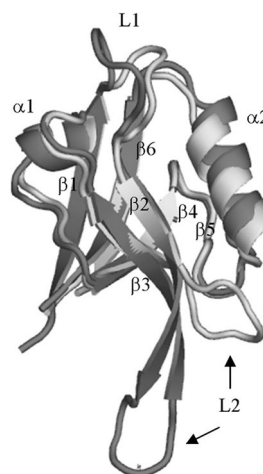
1108–1117



Normal Mode Dynamics Comparison of Proteins

*Dror Tobi**

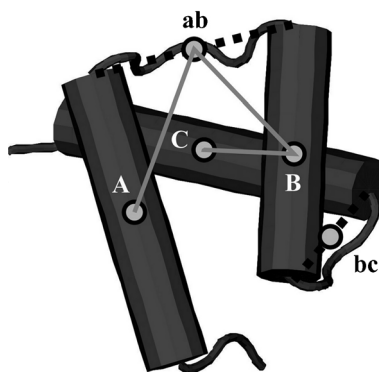
1118–1125



Folding of Right- and Left-Handed Three-Helix Proteins

Oxana V. Galzitskaya, Leonid B. Pereyaslavets,
Anna V. Glyakina*

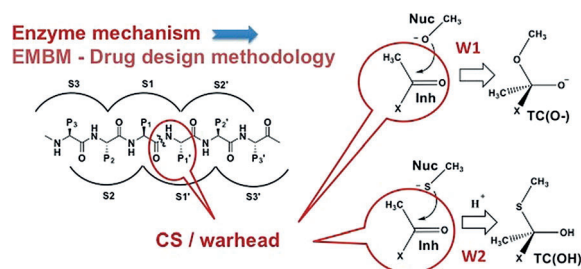
1126–1136



From Catalytic Mechanism to Rational Design of Reversible Covalent Inhibitors of Serine and Cysteine Hydrolases

Michael Shokhen, Michal Hirsch, Netaly Khazanov,
Rachel Ozeri, Nurit Perlman, Tamar Traube,
Subramaniam Vijayakumar, Amnon Albeck**

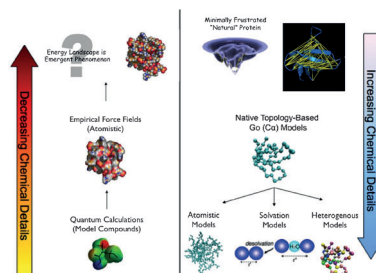
1137–1151



Coarse-Grained and Atomistic MD Simulations of RNA and DNA Folding

Jessica D. Leuchter, Adam T. Green, Julian Gilyard, Cecilia G. Rambarat, Samuel S. Cho*

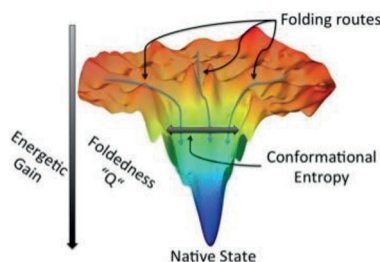
1152–1164



Simulating Biomolecular Folding and Function by Native-Structure-Based/Go-Type Models

Claude Sinner, Benjamin Lutz, Shalini John-Lovis, Ines Reinartz, Abhinav Verma, Alexander Schug*

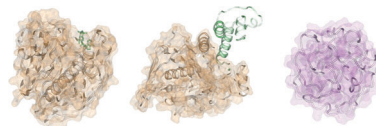
1165–1175



On the Role of Physics and Evolution in Dictating Protein Structure and Function

Jeffrey Skolnick,* Mu Gao, Hongyi Zhou

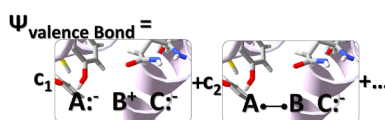
1176–1188



Valence Bond-Based Hybrid Quantum Mechanics Molecular Mechanics Approaches and Proper Inclusion of the Effect of the Surroundings

Avital Shurki,* Avital Sharir-Ivry

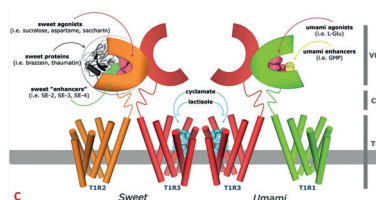
1189–1204



Computational Studies of Smell and Taste Receptors

Antonella Di Pizio, Masha Y Niv*

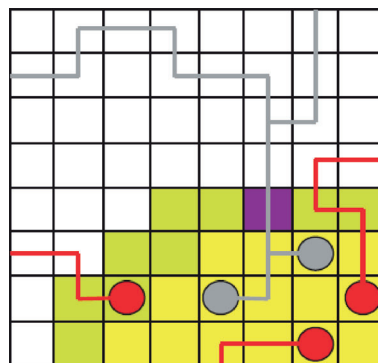
1205–1218



Whole Cell Modeling: From Single Cells to Colonies

John A. Cole, Zaida Luthey-Schulten*

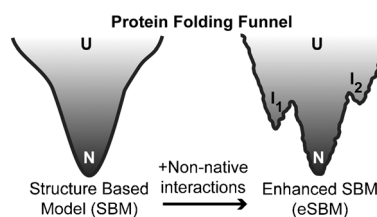
1219–1229



Modeling Non-Native Interactions in Designed Proteins

Shilpa Yadahalli, V. V. Hemanth Giri Rao, Shachi Gosavi*

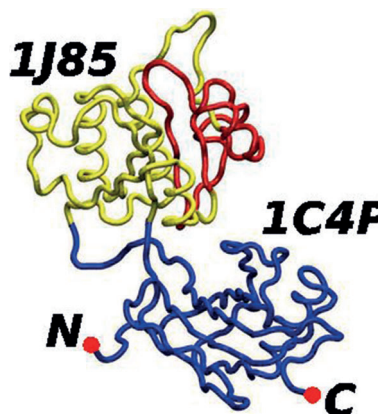
1230–1240



Knotted Proteins under Tension

Mateusz Chwastyk, Marek Cieplak*

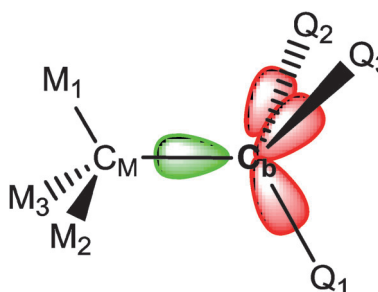
1241–1249



QM/MM through the 1990s: The First Twenty Years of Method Development and Applications

Meiyi Liu, Yingjie Wang, Yakun Chen,* Martin J. Field,* Jiali Gao*

1250–1263



Biomolecular Structure and Dynamics with Neutrons: The View from Simulation

*Liang Hong, Loukas Petridis, Jeremy C. Smith**

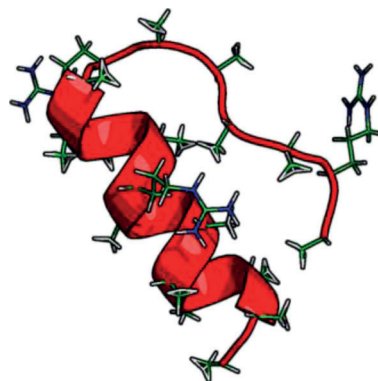
1264–1273



From Side Chains Rattling on Picoseconds to Ensemble Simulations of Protein Folding

*Per Larsson, Iman Pouya, Erik Lindahl**

1274–1285



Representation of the Protein Universe using Classifications, Maps, and Networks

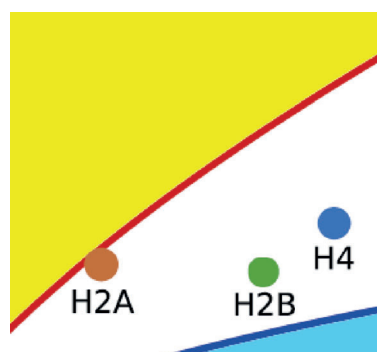
Nir Ben-Tal, Rachel Kolodny**

1286–1292

Structural Heterogeneity and Dynamics of the Unfolded Ensemble

Ignacia Echeverria, Garegin A. Papoian**

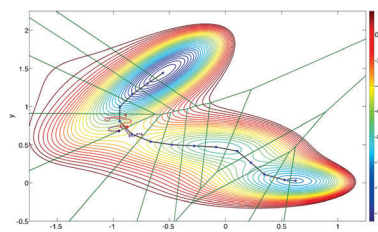
1293–1301



Molecular Dynamics at Extended Timescales

Ron Elber, Alfredo E. Cardenas*

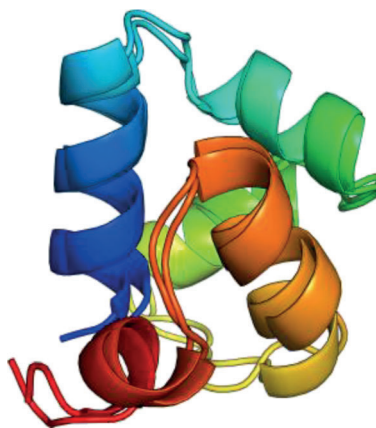
1302–1310



Learning To Fold Proteins Using Energy Landscape Theory

Nicholas P. Schafer, Bobby L. Kim, Weihua Zheng,
Peter G. Wolynes*

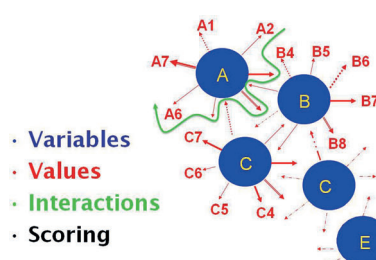
1311–1337



Iterative Stochastic Elimination for Solving Complex Combinatorial Problems in Drug Discovery

Noa Stern, Amiram Goldblum*

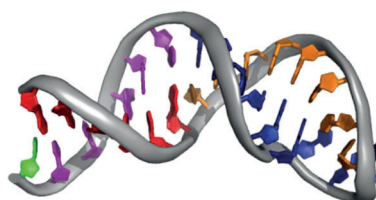
1338–1357



Development and Applications of Coarse-Grained Models for RNA

Changbong Hyeon,* Natalia A. Denesyuk, D. Thirumalai

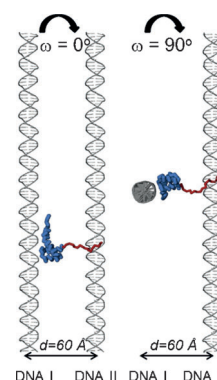
1358–1373



The “Monkey-Bar” Mechanism for Searching for the DNA Target Site: The Molecular Determinants

Dana Vuzman, Yaakov Levy*

1374–1381



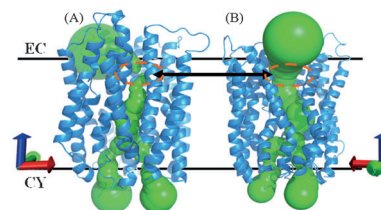
Full Papers



Structural Characterization of the Drug Translocation Path of MRP1/ABCC1

Shay Amram, Assaf Ganoth, Or Tichon, Dan Peer,
Esther Nachliel, Menachem Gutman, Yossi Tsfadia*

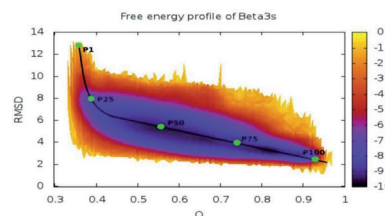
1382–1393



Exploring the Protein Folding Dynamics of Beta3s with Two-Dimensional Ultraviolet (2DUV) Spectroscopy

Zaizhi Lai, Jun Jiang, Shaul Mukamel, Jin Wang*

1394–1403



Supporting information on the WWW (see article for access details).

* Author to whom correspondence should be addressed.

Issue 7, 2014 was published online on July 25, 2014.